Testpassport Q&A

Higher Quality Better Service!

We offer free update service for one year

Http://www.testpassport.com

Exam : **70-216**

Title : Implementing and Administering a Microsoft Windows 2000 Network Infrastructure

Version : DEMO

1. You are the administrator of a Windows 2000 network. The network has two Windows 2000-based WINS servers. You want periodic backups of the WINS database of both WINS servers to occur automatically. How should you configure the network to accomplish this goal?

A. In the WINS console on both WINS servers, use the right mouse button (right-click) to select the server name, andthen select the Back Up Database command.

B. In the WINS console on both WINS servers, configure the General properties of the WINS server to specify a defaultbackup path.

C. On both WINS servers, use Windows Backup to schedule a regular backup of the System32\Wins folder.

D. On both WINS servers, configure the File Replication Service to copy the System32\Wins folder to another locationon the disk.
Answer: B

2. You are the administrator of your company's network. The network consists of four IP subnets connected by a router.The network contains 12 Windows 2000 Server computers and 100 Windows 2000 Professional computers, evenlydistributed across the four subnets. All of the servers are used to serve file and print resources to the client computers. You install the WINS Server service on a server on one subnet. You configure the WINS option in a DHCP scope toconfigure all of the other computers on the network to register with and query the WINS server for NetBIOS nameresolution.Within four hours of the installation and configuration, users on the remote subnets report that they cannot access resources located on the WINS server by NetBIOS name. Other TCP/IP connectivity is not affected. Users located on thesame subnet as the WINS server are experiencing no problems accessing these same resources. What should you do to resolve this problem?

A. Install a WINS proxy agent on each remote subnet.

B. Install a WINS proxy agent on the same subnet as the WINS server.

C. Configure the WINS server to include the IP addresses of each gateway on the router.

D. Configure the WINS server to include its own IP address as a WINS client computer.
Answer: D

3. You are the enterprise administrator of a Windows 2000 domain. The domain has three Windows 2000 Servercomputers named Athens, Barcelona, and Cairo, and 90 Windows 2000 Professional computers. Your network consists of three segments connected by a router. Each segment contains one of the servers. The 90Windows 2000 Professional computers are evenly distributed over the three segments.

Athens is a DHCP server. The TCP/IP configuration of all the Windows 2000 Professional computers on the threesegments is provided by the Athens DHCP server. The DHCP server has three scopes, one for each segment. The leasetime for all three scopes is eight days. For performance reasons, you want to

move the DHCP Server service from Athens to Barcelona. You take the following actions: On Athens, stop and disable the DHCP Server service. On Barcelona, install, authorize, and stop the DHCP Server service.Copy the entire Systemroot \system32\dhcp folder from Athens to Barcelona. You want to configure Barcelona to use the scope information and the leased addresses currently in use by the Windows 2000 Professional computers. What should you do next on Barcelona? (Choose two.)

A. Enable the DHCP Relay Agent. Use a boot threshold of 0 seconds.

B. Use the Jetpack utility to manually repair the DHCP database.

C. Use the Regedt32.exe registry editor to restore the DHCP registry configuration from the Systemroot\system32\dhcp\backup location.

D. Copy the Systemroot \system32\dhcp\j50.chk file to the Dhcp.mdb file.

E. Start the DHCP server and reconcile all scopes.

F. Start the DHCP server and create a new superscope that contains the three original scope ranges.
Answer: CE

4. You are the administrator of your company's network. The network consists of five subnets that are connected by aBOOTP relay-enabled router. There are 50 Windows 2000 Server computers and 1,000 Windows 2000 Professional client computers distributed approximately evenly across the five subnets. There are also 25 UNIX servers and 100 DHCP-enabled network printers on the network.You want to accomplish the following goals: The correct assignment of IP addresses to each client computer on each subnet will be automated. Address conflicts between client computers and servers will be prevented. Correct scope options will be applied to each client computer on each subnet. Client computers that are not in use will be prevented from keeping an IP address for more than three days. Each network printer will always receive the same IP address. You take the following actions: Install the DHCP Server service on a Windows 2000 Server computer.Create five scopes, each containing the address range for a specific subnet.

In the DHCP console, set optional client configurations for each scope in the Scope Options container.Exclude the range of addresses in use by the servers. Exclude the range of addresses in use by the network printers. Which result or results do these actions produce? (Choose all that apply.)

A. The correct assignment of IP addresses to each client computer on each subnet is automated.

B. Address conflicts between client computers and servers are prevented.

C. Correct scope options are applied to each client computer on each subnet.

D. Client computers that are not in use are prevented from keeping an IP address for more than three days.

E. Each network printer always receives the same IP address.
Answer: ABC

5. You are the administrator of a Windows 2000 network. The network consists of two Windows 2000 Server computers named Server1 and Server2, and 75 Windows 2000 Professional computers. Server1 is a DHCP server. The TCP/IPconfiguration of all the Windows 2000 Professional computers is provided by the Server1 DHCP server. Your company's technical-support personnel belong to the Helpdesk global group. To allow the technical-support personnel to respond tosupport calls more effectively, you want them to have only Read access to the DHCP console and the DHCP leasesinformation. What should you do?

A. Place the Helpdesk global group in the DHCP Users group.

B. Add the members of the Helpdesk global group to the built-in group named Pre-Windows 2000 Compatible Access.

C. In the DHCP console on the Server1 DHCP server, select Manage authorized servers and add the Helpdesk globalgroup to the list.

D. On the Server1 DHCP server, grant the Helpdesk global group Read permission on the Systemroot \system32\DHCP
folder.
Answer: A

6. You are the administrator of a Windows 2000 network. The network consists of a Windows 2000-based DHCP server,two Windows 2000-based DNS servers, a Windows 2000-based Routing and Remote Access server, and 60 Windows2000 Professional portable computers. The network is configured as shown in the exhibit. (Click the Exhibit button.) The DHCP server has a scope that has an IP address range of 10.65.4.20 through 10.65.4.80 with subnet mask

255.255.255.0.
You want the portable computers to use the DNS server that has an IP address of 10.65.4.12 when they dial in to the

Routing and Remote Access server. The Routing and Remote Access server gathers IP addresses from the DHCP server for distribution to the portable computers when the portable computers dial in. You configure the DHCP scope so that it has an IP address of 10.65.4.12 for the DNS Servers scope option. When users dial in to the network by using the portable computers, all portable computers receive the IP address of 10.65.4.13 for the DNS server. How should you configure the network so that the portable computers will receive the IP address of 10.65.4.12 for the DNS server?

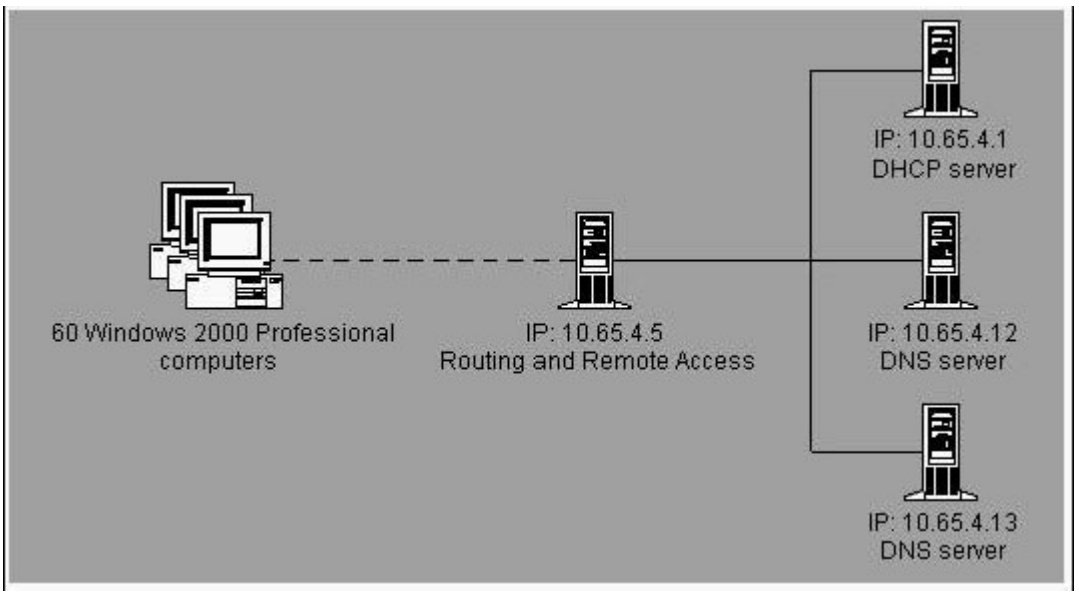

A. Configure the DHCP server to always register and update client computer information to contain the configured DNS server.

B. Configure the Routing and Remote Access server to use the LAN interface to obtain DHCP, DNS, and WINS addresses for dial-up client computers.

C. Configure the LAN interface of the Routing and Remote Access server to not use an IP address for the DNS server.

D. Enable the DHCP Relay Agent on the Internal interface of the Routing and Remote Access server. Configure the DHCP Relay Agent to use 10.65.4.1 as the IP address for the DHCP server.
Answer: D

7. You are the network administrator for Trey Research. Trey Research's network consists of 90 client computers and 50 portable computers, all running Windows 2000 Professional. Only 20 of the users of the portable computers will ever be in the office at the same time. To accommodate the number of users on the network, Trey Research purchases a subnetted Class B subnet with a 25-bit mask. All users need access to the Internet while in the office. How should you configure DHCP?

A. Create two scopes that have different lease durations.

B. Create manual reservations for all portable computer users.

C. Create one scope that has two user classes, each with a different lease duration.

D. Create one scope that has two vendor classes, each with a different lease duration.
Answer: C

8. You are the administrator of your company's network. The network consists of two Windows 2000 Server computers and 50 Windows 2000 Professional computers. You are using DHCP to automate the assignment of the TCP/IPconfigurations of the client computers. You configure the DHCP server to automatically update your DNS server'sforward and reverse lookup zone files with the DHCP client information. You discover that 15 of the client computers arereferenced by PTR (pointer) records in the reverse lookup zone. There are no PTR records for the remaining 35 client computers. How should you resolve this problem?

A. Configure the client computers so that they register their A (host) records with the DNS server.

B. Configure the client computers so that they do not register their domain name with the DNS server.

C. Configure the DHCP server to enable updates for client computers that do not support dynamic update.

D. Configure the DHCP server to always update DNS, even if a client computer does not request it.
Answer: D

9. You are the administrator of your company's network, which includes one segment named Segment A. Your companyemploys 300 mobile salespeople who connect their portable computers to this segment.Segment A includes a DHCP server that is configured with a single scope. The scope has the characteristics shown in thefollowing table.

IP address range	Lease duration	Reserved IP addresses
172.20.100.5 to 172.20.100.254	Default setting	10

Half of the salespeople work on-site from 8:00 A.M. to 5:30 P.M. on Mondays, Wednesdays, and Fridays. These users work remotely on other business days. The other half of the salespeople work on-site from 8:00 A.M. to 5:30 P.M. on Tuesdays and Thursdays. These users work remotely on other business days. The salespeople who work on-site on Tuesdays and Thursdays report that they cannot connect to network resources. You need to ensure that all salespeople can connect to network resources when they work on-site. You also want to minimize network traffic caused by DHCP services. What should you do?

A. Change the lease duration of the scope to 14 hours.

B. Change the lease duration of the scope to 9 hours.

C. Add IP address reservations for the computers used by the salespeople who work on-site on Tuesdays and Thursdays.

D. Add IP address reservations for the computers used by the salespeople who work on-site on Mondays, Wednesdays,

and Fridays.
Answer: A

10. You are the administrator of your company's network. The network consists of a single Windows 2000 domain and uses TCP/IP exclusively as its transport protocol. You use DHCP to assign addresses to your Windows 2000 Professional client computers. You add 20 new Windows 2000 Professional client computers to your network. Users report thatoccasionally they cannot access network resources located on servers. However, workgroup resources are sometimes available. The inconsistency in server access does not appear to follow any pattern. You inspect the TCP/IP configurationof a computer that is experiencing this problem and find that it is using the address 169.254.0.16, which is not a validaddress in your network. What should you do to resolve this problem?

A. Configure the client computers to use only DHCP-assigned addresses.

B. Configure the client computers to only accept addresses from authorized DHCP servers.

C. Add enough new addresses to the existing DHCP scope to include the new client computers.

D. Create a new scope on the DHCP server to include the new client computers.
Answer: C

11. You are the administrator of your company's network. The network is configured as shown in the exhibit. (Click theExhibit button.) All client computers on your network receive their IP address information from the DHCP server. The user on Prof4 accesses most of his network resources from computers on Segment A. The users on Prof5 and Prof6 access most of theirresources from computers on Segment C. You want to configure your DHCP server to issue gateway addresses to Prof4, Prof5, and Prof6. You want these gateway addresses to offer optimum access time. How should you configure your DHCP server? (Choose two.)

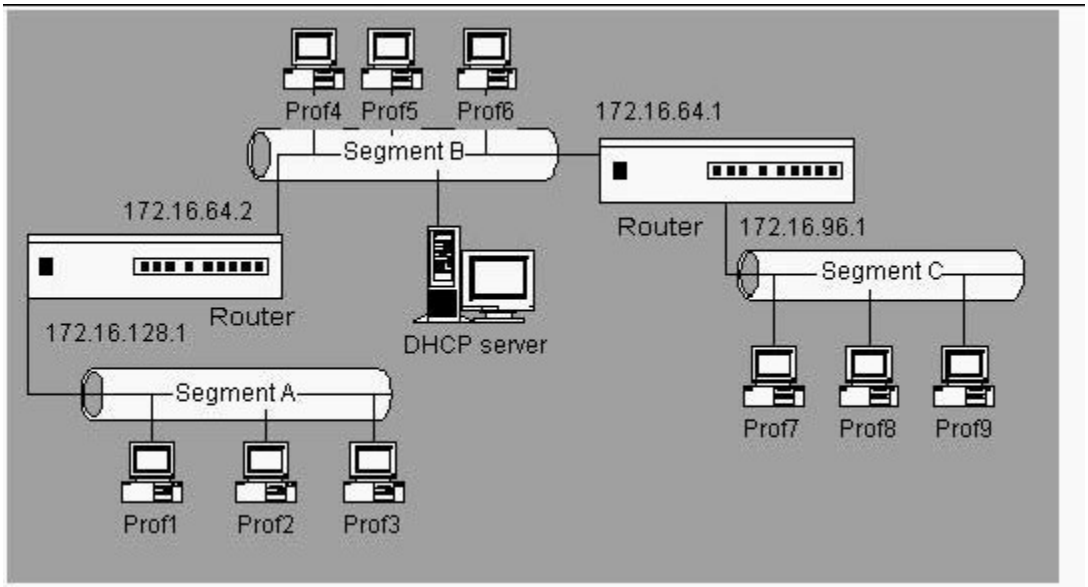

A. Create a reservation for Prof4. For this reservation, configure the router option that has the value of 172.16.64.2.

B. Create a reservation for Prof5 and a reservation for Prof6. For each reservation, configure the router option that has the value of 172.16.64.2.

C. Configure the DHCP server's Predefined Router option so that it has the value of 172.16.64.2.

D. Configure the DHCP server's Predefined Router option so that it has the value of 172.16.64.1.

E. On the DHCP server's scope for Segment B, configure the Router option so that it has the value of 172.16.64.2.

F. On the DHCP server's scope for Segment B, configure the Router option so that it has the value of 172.16.64.1.
Answer: AF

12. You are the administrator of a Windows 2000 network. The network consists of a Windows 2000 Server computer named SrvA and 30 Windows 2000 Professional computers. SrvA has a dial-up connection that connects to the Internet. All Windows 2000 Professional computers on the network are configured to use Automatic Private IP Addressing (APIPA). There is no DHCP server on the network. SrvA is configured to use an IP address of 192.168.0.1. Routing and Remote Access and all the ports on SrvA are enabled for demand-dial routing. The Network Address Translation (NAT) routing protocol is added. You want to allow all Windows 2000 Professional computers on the network to access the Internet through a translated demand-dial connection on SrvA. How should you configure the network? (Choose four.)

A. Create a new demand-dial interface for the local area connection.

B. Create a new demand-dial interface for the dial-up connection.

C. Add a public and a private interface to the NAT routing protocol.

D. Configure the IP address of the Internet service provider (ISP) as the default gateway on the private interface.

E. Add a default static route that uses the public interface.

F. Configure the NAT routing protocol to enable network address translation assignment and name resolution.

G. Configure the public NAT interface with an address pool of 192.168.0.1.
Answer: BCEF

13. You are the administrator of a Windows 2000 network. The network consists of a single domain that has threeWindows 2000 domain controllers and 1,000 Windows 2000 Professional workstations. Your

company wants to make use of digital certificates by installing its own Certificate Authority (CA). You want toprotect the root CA and the private key. You also want to ensure that you are able to effectively manage your company's Public Key Infrastructure. You want to accomplish the following goals: The server that is hosting the root CA will have a maximum amount of protection from any security breaches that couldoccur on the network. The server that is hosting the root CA will be able to certify other CAs and revoke certificates. All the servers in your domain will be able to access the revocation status of all certificates in your Public KeyInfrastructure. Certificate requests made by users or computers in the domain will immediately be processed and either granted ordenied. You take the following actions: On a member Windows 2000 Server computer connected to the network, install a stand-alone root CA. Disconnect the server on which you installed the stand-alone root CA from the network and place it in a secure andseparate location. Which result or results do these actions produce? (Choose all that apply.)

A. The server that is hosting the root CA has a maximum amount of protection from any security breaches that couldoccur on the network.

B. The server that is hosting the root CA is able to certify other CAs and revoke certificates.

C. All the servers in your domain are able to access the revocation status of all certificates in your Public Key
Infrastructure.

D. Certificate requests made by users or computers in the domain are immediately processed and either granted ordenied.
Answer: AB

14. You are the administrator of a Windows 2000 network. Your Public Key Infrastructure consists of an offline rootCertificate Authority (CA) and a number of subordinate CAs. Your company is selling one of its divisions. This division

has a subordinate CA that it uses to issue certificates. You want to ensure that once the division is sold, applications and other CAs on your network will not accept the former division's certificates. You also want to ensure that you can implement your solution by using a minimum amount of administrative effort. What should you do?

A. On the division's subordinate CA, revoke all the certificates it has issued. Publish the Certificate Revocation List(CRL) to a server on your network. Uninstall the CA software and remove the CA files.

B. On the company's root CA, revoke the certificate of the division's subordinate CA. Publish the Certificate RevocationList (CRL). Copy the EDB.LOG file from the root CA to its Certification Distribution Point on your network.

C. On the division's subordinate CA, revoke the certificates it has issued. Publish the Certificate Revocation List (CRL). Copy the EDB.LOG file from the subordinate CA to the Certification Distribution Point on your network. Disconnect theCA from the network.

D. On the company's root CA, revoke the certificate of the division's subordinate CA. Publish the Certificate RevocationList (CRL). Copy the CRL file to the Certificate Distribution Point on your network.

E. On the division's subordinate CA, revoke the certificates it has issued. Publish the Certificate Revocation List (CRL). Copy the CRL file to the Certificate Distribution Point on your network. Disconnect the CA from the network.
Answer: D

15. You are the administrator of a Windows 2000 network. The administrators of your company's Human Resourcesorganizational unit (OU) want to be able to manage Encrypting File System (EFS) for the users in their department. Theadministrators of the human resources department belong to a group named HRAdmins, which has full administrativeprivileges to the OU. To make it possible for the members of HRAdmins to manage EFS for the users in their department, you install an Enterprise Certificate Authority (CA) for use by the entire company. However, the administrators of the human resources department notify you that they are unable to create a Group Policy that allows them to manage EFS for their department. What should you do to enable the administrators of the Human Resources OU to create a Group Policy to manage EFS for the users in their department? (Choose two.)

A. Install a Subordinate Enterprise CA for use by the human resources department.

B. In the Certification Authority console for the CA, add a new policy setting for an EFS Recovery Agent certificate.

C. In the Certification Authority console for the CA, add a new policy setting for a Basic EFS certificate.

D. In Active Directory Sites and Services, grant the Enroll permission to the HRAdmins for the Enrollment AgentCertificate Template.

E. In Active Directory Sites and Services, grant the Enroll permission to the HRAdmins group for the EFS RecoveryCertificate Template.

F. In Active Directory Sites and Services, grant the Enroll permission to the HRAdmins group for the EFS Certificate

Template.
Answer: BE

16. You are the administrator of your company's network, which consists of a single Windows 2000 domain with three sites. Each site has its own domain controller and its own DNS server, as shown in the exhibit. (Click the Exhibit button.)

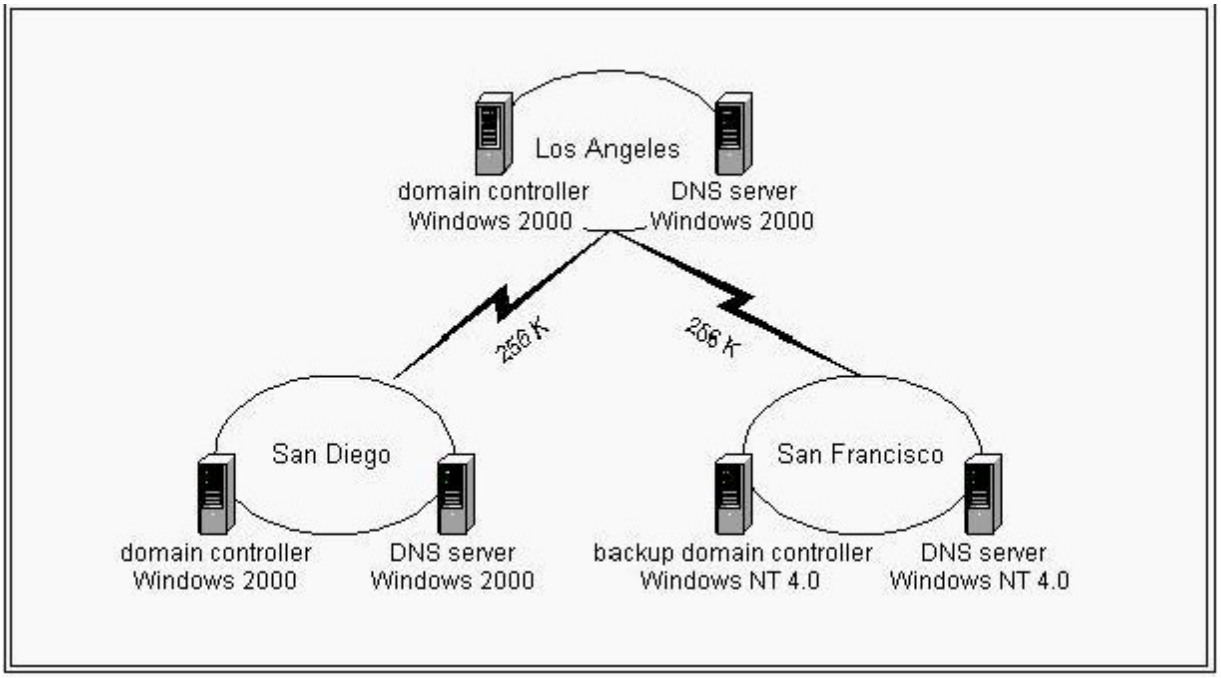

Each branch office includes 100 users. All client computers run either Windows NT Workstation 4.0 or Windows 98. The DNS server in Los Angeles hosts an Active Directory integrated zone. The DNS servers in San Diego and San Francisco host secondary zones that use the Active Directory integrated zone as the master zone.

Users in San Francisco report that access to resources in Los Angeles is frequently very slow. Users in San Diego do not report any problems. When you examine the utilization rates on the WAN links between the offices, you obtain the information shown in the following table.

Time	WAN link utilization from Los Angeles to San Diego	WAN link utilization from Los Angeles to San Francisco
8:00 A.M.	25%	75%
8:15 A.M.	30%	20%
8:30 A.M.	30%	15%
8:45 A.M.	35%	15%
9:00 A.M.	35%	70%
9:15 A.M.	30%	15%
9:30 A.M.	25%	15%

You need to minimize the utilization rates on the WAN link between Los Angeles and San Francisco. What should you do?

A. Disable automatic notification of zone database changes on the DNS server in Los Angeles.

B. Upgrade all client computers to Windows 2000 Professional.

C. Increase the refresh interval in the SOA (start of authority) record on the DNS server in Los Angeles.

D. Upgrade the DNS server in San Francisco to Windows 2000 Server.

E. Upgrade the backup domain controller in San Francisco to a Windows 2000 domain controller.
Answer: D

17. You are the administrator of your company's network, which includes three subnets. Each subnet contains 200 Windows 2000 Professional computers and five Windows 2000 Server computers. One Windows 2000 Server computer on one subnet runs the DNS Server service. The DNS server is configured to allow dynamic updates. All computers on the network have static IP addresses. You add two UNIX servers named IW1 and IW2 to the network. Both servers host identical content for your internal Web site. When you try to access the internal Web site from your client computer, your Web browser displays this message: "Can't find server or DNS error." However, when you enter the IP addresses of the two Web servers in your browser, you can view the Web site. You need to ensure that you can access each internal Web server by its name. Which two actions should you perform? (Each correct Answer presents part of the solution. Choose two.)

A. Add one A (host) record to the DNS server for IW1. Add another for IW2.

B. Add one CNAME (canonical name) record named WWW to the DNS server for IW1. Add another CNAME record named WWW for IW2.

C. Disable dynamic updates on the DNS server.

D. Run the ipconfig /flushdns command on your client computer.

E. Run the ipconfig /registerdns command on your client computer.
Answer: AD

18. You are the network administrator for Woodgrove Bank. Your network is configured as shown in the exhibit. (Click the Exhibit button.) Srv2 and Srv3 are configured as caching-only servers. Both servers forward requests to Srv1. Srv1 is configured as the primary server for the woodgrovebank.com domain. Users on networks 10.107.2.0 and 10.107.3.0 frequently use an Internet application that gathers stock quotes from various servers on the woodgrovebank.com domain. You want to reduce DNS network traffic. What should you do?

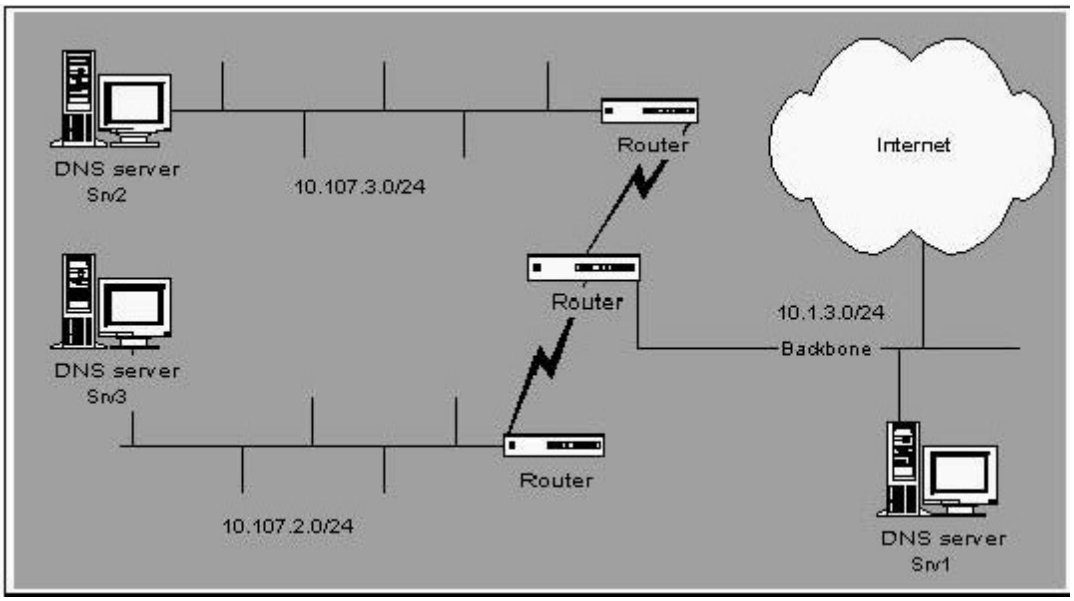

A. Increase the Time to Live (TTL) for the SOA (start of authority) record on Srv1.

B. Increase the Time to Live (TTL) for the SOA (start of authority) record on Srv2 and Srv3.

C. Set the Server Optimization option on Srv2 and Srv3 to Maximize data throughput for network applications .

D. Increase the forward time-out seconds on Srv2 and Srv3.
Answer: A

19. You are the administrator of your company's network. Your network is configured as shown in the exhibit. (Click the Exhibit button.) Your company has an intranet Web application named appz that utilizes resources on Internet Information Services (IIS). For performance reasons, your company mirrors the content of appz on three Web servers: IIS1, IIS2, and IIS3. You want to configure your network to allow access to the other Web servers in the event of failures. You want to configure DNS by using the fewest possible resources. What should you do?

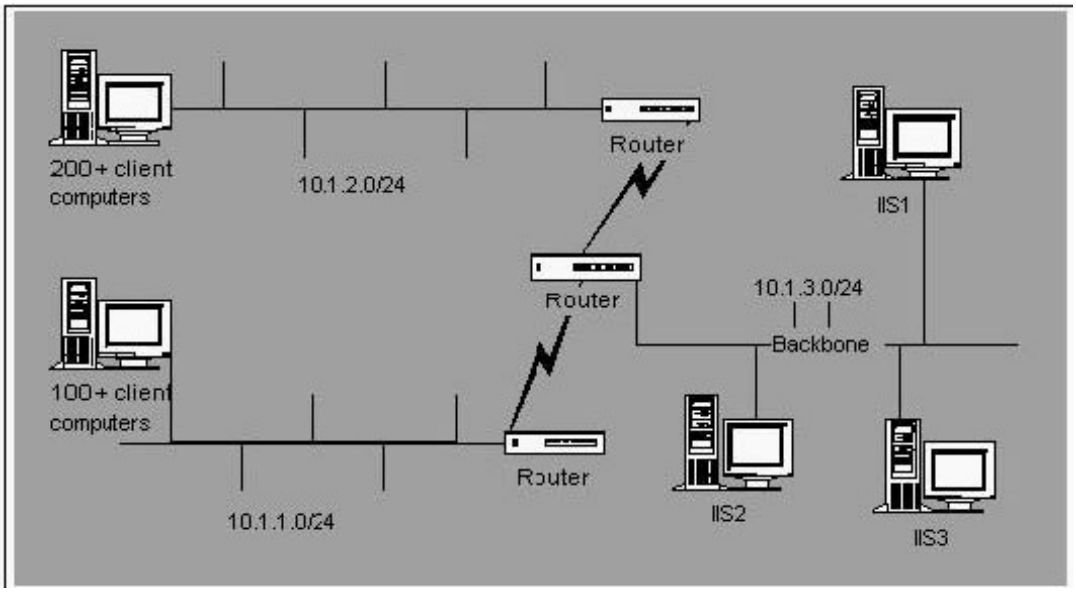

A. Configure one DNS server so that it has one DNS zone. Enable Round Robin. Create an A (host) record for appz for each Web server's IP address.

B. Configure one DNS server so that it has one DNS zone. Disable Round Robin. Create an A (host) record for appz foreach Web server's IP address.

C. Configure three DNS servers so that each has one DNS zone. Enable Round Robin. Add an A (host) record for appzfor each Web server on each DNS server.

D. Configure three DNS servers so that each has one DNS zone. Disable Round Robin. Add an A (host) record for appzfor each Web server on each DNS server.
Answer: A

20. You are the administrator of your company's network, which consists of a single Windows 2000 domain and foursites, as shown in the exhibit. (Click the Exhibit button.)Each site contains a domain controller for the domain. You install the Windows 2000 DNS Server service on each domain controller.Now you need to ensure that the client computers at each site can resolve the names of resources located at all other sites.Because the inter-site links receive heavy usage, you want to minimize name resolution traffic between sites. In addition,you want to ensure that the DNS zone files cannot be altered by outside parties, and that all DNS records can be managed from any DNS server. How should you configure each DNS server?

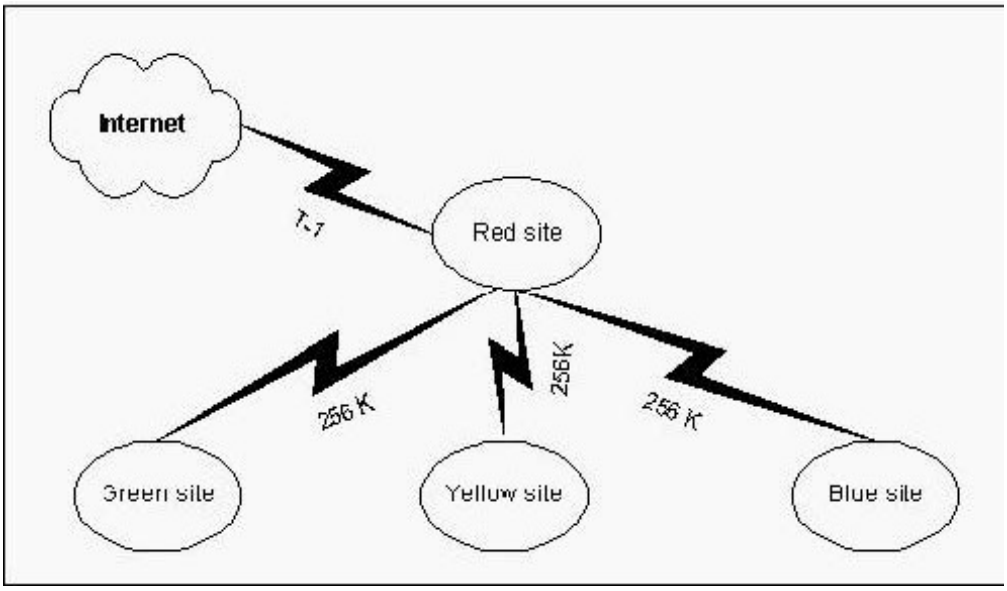

A. Create a standard primary zone on the DNS server at the Red site. Add a standard secondary zone to each of the other DNS servers in the other sites. Configure the primary zone server to allow zone transfers only to the secondary zone servers.

B. Create a standard primary zone on each DNS server in each site. Configure each server to allow zone transfers only to the other servers, and to allow only secure dynamic updates.

C. Create an Active Directory integrated zone on the DNS server at the Red site. Add a standard secondary zone to each of the other DNS servers in the other sites. Configure the Active Directory integrated zone server to allow zone transfers only to the secondary zone servers.

D. Create an Active Directory integrated zone on each DNS server in each site. Configure the servers to allow only secure dynamic updates.
Answer: D

This document was created with Win2PDF available at http://www.win2pdf.com.
The unregistered version of Win2PDF is for evaluation or non-commercial use only.
This page will not be added after purchasing Win2PDF.