

Testpassport**Q&A**



H i g h e r Q u a l i t y

B e t t e r S e r v i c e !

We offer free update service for one year
[Http://www.testpassport.com](http://www.testpassport.com)

Exam : **070-669**

Title : TS:Windows Server 2008
R2, Desktop Virtualiazation

Version : DEMO

1. Your franchise company is deploying a Microsoft Virtual Desktop Infrastructure (VDI) on servers run Windows Server 2008 R2.

The franchise owners need access to corporate applications that run on virtual desktops. The owners will use a web browser to connect to the virtual desktops. Web Single Sign-On (SSO) is not required. You need to authorize the Microsoft Remote Desktop (RD) servers for Microsoft RemoteApp and Connection. Which three actions should you perform? (Each correct answer presents part of the solution. Choose three)

- A. On the RD Session Host server, add the RD Virtualization Host server to the TS Web Access Computers group
- B. Add the RD Licensing role service to the RD Web Access Server
- C. On the RD Connection Broker server, add the RD Web Access server to the Session Broker Computers group
- D. On the RD Session Host server, add the RD Web Access server to the RS Web Access Computers group
- E. On the RD Session Host server, add the RD Connection Broker server to the TS Web Access Computers group
- F. On the RD Connection Broker server, add the RD Virtualization Host server to the Session Broker Computers group
- G. Add the RD Licensing role service to the RD Connection Broker server

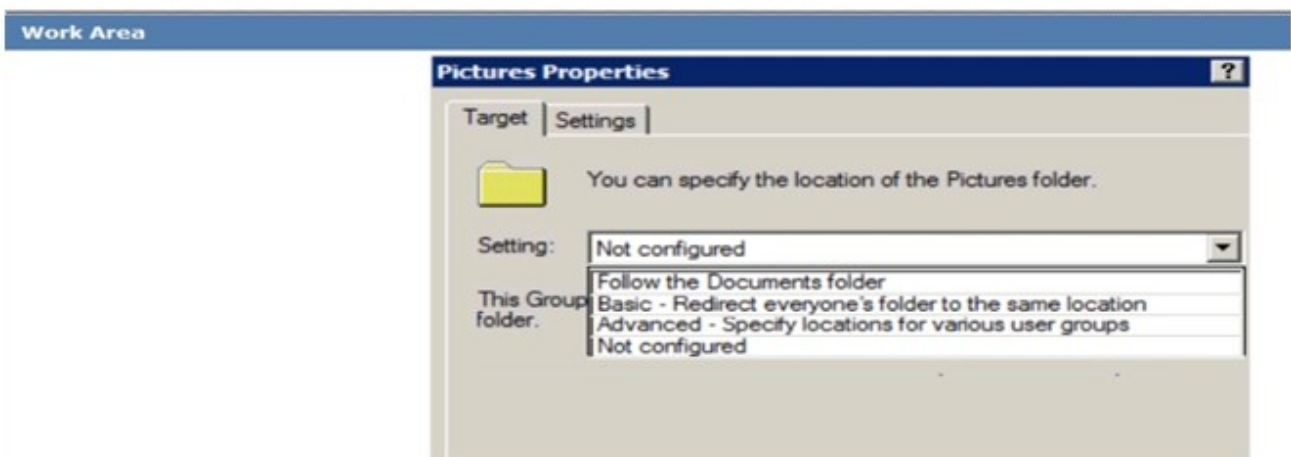
Answer:DEF

2. The company has the following profile redirection requirements:

- .A single GPO must be used to profile all redirection.
- .All users' Documents folders must reside on their client computers.
- .Redirection must be based on the membership of five existing AD DS security groups.
- .All five AD DS security groups must be defined with a unique folder redirection path.

You need to redirect the users' pictures folders.

Which Group policy setting should you select? To answer, select the appropriate setting in the answer area.



- A. Follow the Documents folder
- B. Basic - Redirect everyone's folder to the same location
- C. Advanced - Specify locations for various user groups

D.Not configured

Answer:C

3.A university is deploying folder redirection for the members of the Students,Staff,and Faculty Active Directory Domain Services (AD DS)security groups.All client computers run Windows 7.Currently,there are no redirection policies in place.

The IT department requires that members of each security group store data on a separate file server.Each user must have access to only their data from any client computer.

You need to enable folder redirection for all of the users.

What should you do?

A.Deploy a single Group Policy object and use the Grant the user exclusive rights setting.

B.Deploy a single Group Policy object and use the Also apply redirection policy to Windows 2000, Windows 2000 Server, Windows XP and Windows 2003 operating systems setting.

C.Deploy a single Group Policy object and use the Advanced - Specify locations for various user groups settings

D.Deploy three Group Policy objects and use the Redirect to the local user profile location setting.

Answer:C

4.Your company uses Microsoft Remote Desktop Services (RDS) in a virtual environment.

The Remote Desktop Licensing (RD Licensing) database has become corrupted.

You need to ensure that you can manage the RDS client access licenses (RDS CALs).

What should you do first?

A.Reinstall the RDS CALs

B.Migrate the RDS CALs from another license server to this license server

C.Rebuild the license server database

D.Reactivate the license server

Answer:C

5. A company is migrating all of its computers from Windows Vista to Windows 7.

You need to use the Microsoft User State Migration Tool (USMT) to migrate user profiles and application customization settings to Windows 7.

Which three actions should you perform in sequence? (To answer,move the appropriate actions from the list of actions to the answer area and arrange them in the correct order.)

Install all source computer applications on the destination computer.

Run the **LoadState** command on the destination computer and then verify the application customization settings.

Run the **UsmtUtils** command on the source computer and then verify the application customization settings.

Run the **ScanState** command on the source computer and then install the operating system on the destination computer.

Run the **UsmtUtils** command on the destination computer and then install the operating system on the source computer.

Ordered List Title	Answer Choices Title
<p>▲</p> <p>▼</p>	<p>Install all source computer applications on the destination computer</p> <p>Run the LoadState command on the destination computer and then verify the application customization settings</p> <p>Run the UsmtUtils command on the source computer and then verify the application customization settings</p> <p>Run the ScanState command on the source computer and then install the operating system on the destination computer</p> <p>Run the UsmtUtils command on the destination computer and then install the operating system on the source computer</p>
<p><< Move</p> <p>Remove >></p>	

Answer:

Run the ScanState command on the source computer and then install the operating system on the destination computer

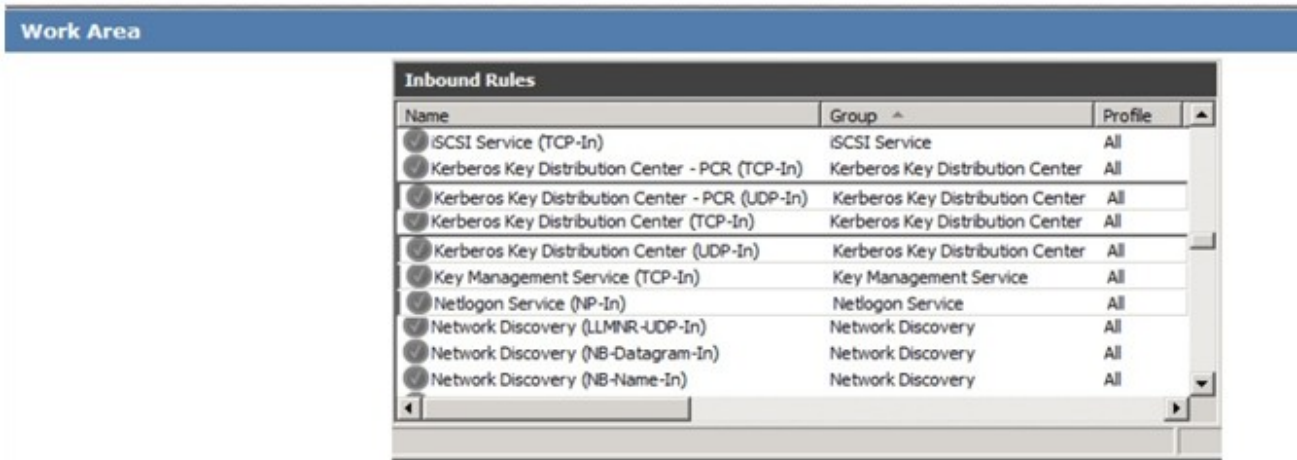
Install all source computer applications on the destination computer

Run the LoadState command on the destination computer and then verify the application customization settings

6. Your company is deploying 200 Windows 7 Enterprise virtual machines (VMs). The company uses Key Management Service (KMS) for client computer activation. Two servers named Server1 and Server2 are KMS hosts that run Windows Server 2008 R2. After deployment, the VMs are unable to activate on Server1.

You need to ensure that the VMs can activate by using KMS.

On server1, which firewall rule should you change? To answer, select the appropriate setting in the answer area.



- A.iSCSI Service (TCP-In)
- B.Kerberos Key Distribution Center - PCR (TCP-In)
- C.Kerberos Key Distribution Center - PCR (UDP-In)
- D.Kerberos Key Distribution Center (TCP-In)
- E.Kerberos Key Distribution Center (UDP-In)
- F.Key Management Service (TCP-In)
- G.Netlogon Service (NP-In)
- H.Network Discovery (LLMNR-UDP-In)
- I.Network Discovery (NB-Datagram-In)
- J.Network Discovery (NB-Name-In)

Answer:F

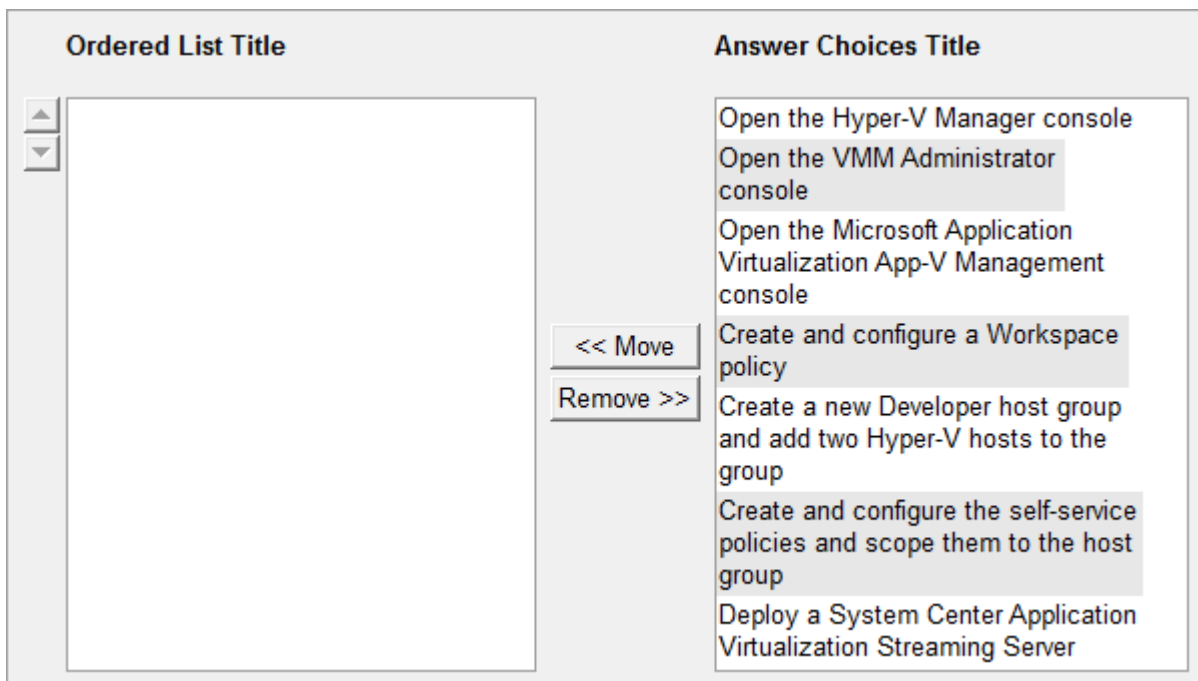
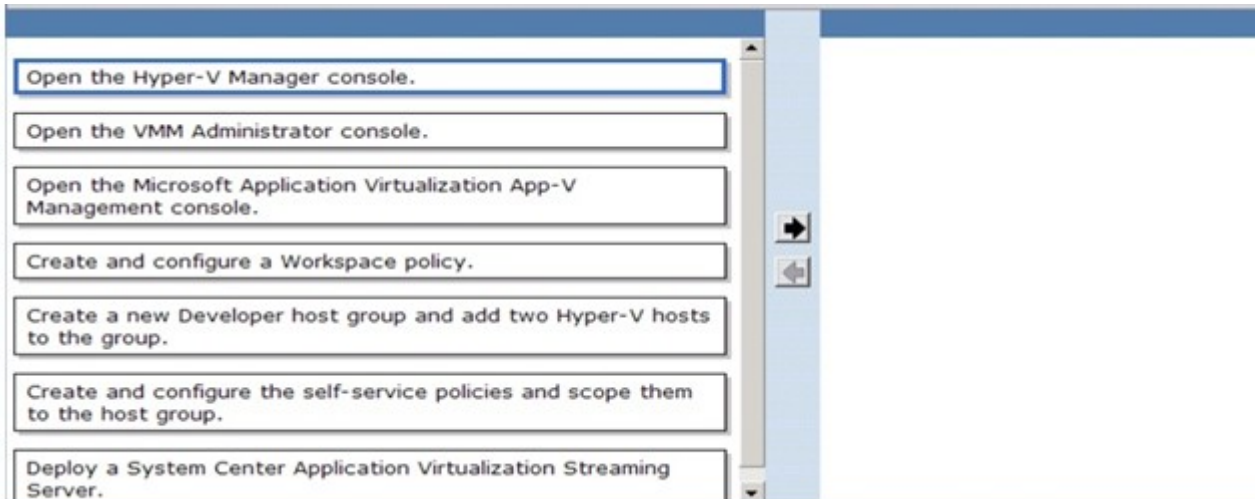
7. Your company has a Windows Hyper-V environment with existing virtual machines (VMs). You manage the VMs with Microsoft System Center Virtual Machine Manager (VMM) 2008 R2 and VMM 2008 R2 Self-Service Portal (VMMSSP) that runs on Windows Server 2008 R2.

The company has the following VMMSSP environment requirements:

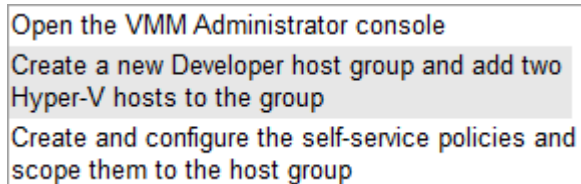
Developers must be able to create and manage VMs on two Windows Hyper-V hosts.

Other hosts must not be impacted by the developer's VMs.

You need to configure the VMMSSP environment to meet company requirements.



Answer:



8. A company is deploying a Microsoft Virtual Desktop Infrastructure (VDI) for hosting Windows 7 client computers on a server that runs Windows Server 2008 R2 Enterprise.

Each device connecting to the VDI needs a license for compliance. The company acquires Windows Server 2008 R2 client access licenses (CALs) for all users. The company does not use Microsoft Application Virtualization App-V).

You need to specify the license types required for the devices that connect to the VDI.

Which three license types you should specify? (Each correct answer presents a complete solution. Choose three.)

- A.Windows Virtual Enterprise Centralized Desktop (VECD)
- B.RDS Client Access License (CAL)
- C.Windows 7 Client Access License (CAL)
- D.Microsoft VDI Standard Suite License
- E.Microsoft VDI Premium Suite License
- F.Windows Virtual Desktop Access (VDA)

Answer:ADF

9. Note: This question is part of a series of questions that use the same set of answer choices. An answer choice may be correct for more than one question in the series.

All client computers in a test environment run Windows 7 Enterprise with Windows XP Mode.

You are planning to publish a new application on a Windows XP Mode virtual machine (VM).

You need to ensure that you can discard all of the changes to the VM by using the least amount of administrative effort.

What should you do?

- A.Merge the disk
- B.Compact the disk
- C.Create a fixed-size disk
- D.Create a differencing disk
- E.Create a dynamically expanding disk
- F.Enable Integration Features
- G.Configure Enable Undo Disks
- H.Configure the VM network adapter to Not Connected
- I.Configure the VM network adapter to Internal Network
- J.Configure the VM network adapter to Shared Networking (NAT)
- K.Configure the VM network adapter to the physical network adapter

Answer:G

10. Note: This question is part of a series of questions that use the same set of answer choices. An answer choice may be correct for more than one question in the series.

All client computers in your company run Windows 7 Enterprise and Windows Virtual PC with multiple virtual machines (VMs).

A new company security policy states that all VMs must be able to communicate only with other VMs on the same host.

You need to ensure that the VMs do not connect to the company's network.

What should you do?

- A.Merge the disk
- B.Compact the disk
- C.Create a fixed-size disk
- D.Create a differencing disk
- E.Create a dynamically expanding disk
- F.Enable Integration Features

G.Configure Enable Undo Disks

H.Configure the VM network adapter to Not Connected

I.Configure the VM network adapter to Internal Network

J.Configure the VM network adapter to Shared Networking (NAT)

K.Configure the VM network adapter to the physical network adapter

Answer:I